





Steel Stud Systems
Suitable for use in Fire Rated Wall Systems



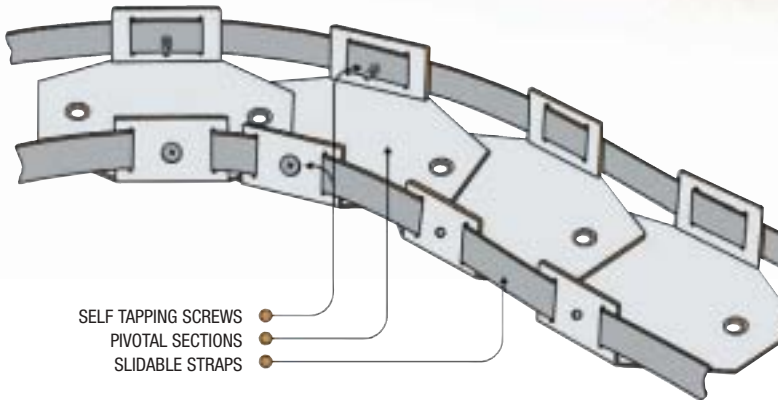
	PRODUCT CODE	DESCRIPTION	LENGTH (MM)	PACK SIZE	PRICE PER METRE	PRICE PER LENGTH	STOCK PACK	STOCK PACK PRICE PER METRE	STOCK PACK PRICE PER LENGTH	
	WALL TRACK 0.55MM BMT									
	<i>A standard wall or floor track section which provides a friction fit for studs to fit into.</i>									
	3T 51.30	Track 0.55mm 51 x 32mm	3000	10	1.70	5.10	100	1.66	4.98	
	3T 64.30	Track 0.55mm 64 x 32mm	3000	10	1.64	4.92	100	1.60	4.60	
	3T 76.30	Track 0.55mm 76 x 32mm	3000	10	1.83	5.49	100	1.73	5.34	
	3T 92.30	Track 0.55mm 92 x 32mm	3000	10	2.17	6.51	100	2.12	6.36	
	WALL STUD 0.50 - 0.55 MM BMT									
	<i>Suitable for fire rated, and non-fire rated, non-load bearing partitions and walls. Punched service holes for electrical cabling. Lipped for strength.</i>									
	3S 51.24	Stud 51mm 0.50 BMT	2400	10	1.94	4.66	100	1.89	4.54	
	3S 51.27	Stud 51mm 0.50 BMT	2700	10		5.24	100		5.10	
	3S 51.30	Stud 51mm 0.50 BMT	3000	10		5.82	100		5.67	
	3S 51.36	Stud 51mm 0.50 BMT	3600	10		6.98	100		6.80	
	3S 64.24	Stud 64mm 0.50 BMT	2400	10	1.71	4.10	100	1.67	4.01	
	3S 64.27	Stud 64mm 0.50 BMT	2700	10		4.62	100		4.51	
	3S 64.30	Stud 64mm 0.50 BMT	3000	10		5.13	100		5.01	
	3S 64.36	Stud 64mm 0.50 BMT	3600	10		6.16	100		6.01	
	3S 64.42	Stud 64mm 0.50 BMT	4200	10		7.18	100		7.01	
	3S 76.24	Stud 76mm 0.55 BMT	2400	10	2.18	5.23	100	2.13	5.11	
	3S 76.27	Stud 76mm 0.55 BMT	2700	10		5.89	100		5.75	
	3S 76.30	Stud 76mm 0.55 BMT	3000	10		6.54	100		6.39	
	3S 76.36	Stud 76mm 0.55 BMT	3600	10		7.85	100		7.67	
	3S 76.42	Stud 76mm 0.55 BMT	4200	10		9.16	100		8.95	
	3S 76.48	Stud 76mm 0.55 BMT	4800	10		10.46	100		10.22	
	3S 92.24	Stud 92mm 0.55 BMT	2400	10	2.49	5.98	100	2.43	5.83	
	3S 92.27	Stud 92mm 0.55 BMT	2700	10		6.72	100		6.56	
	3S 92.30	Stud 92mm 0.55 BMT	3000	10		7.47	100		7.29	
	3S 92.36	Stud 92mm 0.55 BMT	3600	10		8.96	100		8.75	
	3S 92.42	Stud 92mm 0.55 BMT	4200	10		10.46	100		10.21	
	3S 92.48	Stud 92mm 0.55 BMT	4800	10		11.95	100		11.66	
	*3S 92.60	Stud 92mm 0.55 BMT	6000	10		14.94	100		14.58	
		DEFLECTION HEAD TRACK 0.55MM BMT								
		<i>A wall or floor track section with a full 50mm flange for specific applications.</i>								
		*3D 64.30	Deflection Head Track 64 x 50mm	3000	10	2.72	8.16	100	2.65	7.95
*3D 76.30		Deflection Head Track 76 x 50mm	3000	10	2.85	8.55	100	2.78	8.34	
	*3D 92.30	Deflection Head Track 92 x 50mm	3000	10	3.14	9.42	100	3.05	9.18	

* Lead times may be required


Flex-C-Trac on Next Page




PREVIOUS EDITION UNDER CONSTRUCTION
NEW CATALOGUE

FLEX-C TRAC™






SELF TAPPING SCREWS
PIVOTAL SECTIONS
SLIDABLE STRAPS



	PRODUCT CODE	DESCRIPTION	LENGTH (MM)	PACK SIZE	PRICE PER METRE	PRICE PER LENGTH	STOCK PACK	PRICE PER METRE	PRICE PER LENGTH
FLEXIBLE TRACKS									
	3FX 64.30	FLEX-C TRAC 64mm <i>An innovative floor or ceiling track with pivoting sections and sliding straps which flex to suit curves in barrel vaults, curved walls, columns, etc. Has screw holes in sliding strap for locking to desired shape.</i>	3000	10	24.30	72.90	50	22.95	68.85
	3FX 92.30	FLEX-C TRAC 92mm	3000	10	25.63	76.89	50	24.35	73.05
51mm, 70mm & 76mm Flexible Tracks available on request									
BULKHEAD ANGLES									
	PBA90.24H	32 x 32mm Angle 0.55 BMT <i>A metal angle particularly for bulkheads and useful for many general applications. Other widths and metal thicknesses available on request.</i>	2400	20	0.98	2.35	500	0.93	2.23
	PBA90.27H	32 x 32mm Angle 0.55 BMT	2700	20		2.65	500		2.51
	PBA90.30H	32 x 32mm Angle 0.55 BMT	3000	20		2.94	500		2.79
Utility Angles 0.75BMT Refer Separate Listing Under Ceiling Systems Page 13									
COLUMN & BEAM CLIP									
	3CB50	Intex Column and Beam Plasterboard Clip <i>An innovative clip that simply "snaps" onto columns or beams for plasterboard to be fastened to. This eliminates the need to build frame around columns, thus saving vast amounts of labour and wasted floor space.</i>		12		TBA	240		TBA

PRICING NOT CURRENT UNDER CONSTRUCTION
NEW CATALOGUE UNDER CONSTRUCTION

	PRODUCT CODE	DESCRIPTION	LENGTH (MM)	PACK SIZE	PRICE PER METRE	PRICE PER LENGTH	STOCK PACK	STOCK PACK PRICE PER METRE	STOCK PACK PRICE PER LENGTH	
WALL TRACK 0.75MM BMT										
		<i>A heavier gauge wall or floor track section used to support studs in fire rated and non-fire rated, load bearing and non-load bearing walls and partitions.</i>								
	3T 64.30H	Track 64 x 32mm 0.75 BMT	3000	10	2.90	8.70	100	2.83	8.49	
	3T 76.30H	Track 76 x 32mm 0.75 BMT	3000	10	3.07	9.21	100	2.99	8.97	
	3T 92.30H	Track 92 x 32mm 0.75 BMT	3000	10	3.44	10.32	100	3.35	10.05	
	3T 150.30H	Track 150 x 32mm 0.75 BMT	3000	10	5.35	16.05	100	5.22	15.66	
WALL STUD 0.75MM BMT										
		<i>A lipped stud for fire rated and non-fire rated, load bearing and non-load bearing walls and partitions.</i>								
	3S 64.24H	Stud 64mm Load Bearing 0.75 BMT	2400	10	3.14	7.54	100	3.06	7.34	
	3S 64.27H	Stud 64mm Load Bearing 0.75 BMT	2700	10		8.48	100		8.26	
	3S 64.30H	Stud 64mm Load Bearing 0.75 BMT	3000	10		9.42	100		9.18	
	3S 64.36H	Stud 64mm Load Bearing 0.75 BMT	3600	10		11.30	100		11.02	
	3S 64.48H	Stud 64mm Load Bearing 0.75 BMT	4800	10		15.07	100		14.69	
	3S 76.24H	Stud 76mm Load Bearing 0.75 BMT	2400	10	3.40	8.16	100	3.32	7.97	
	3S 76.27H	Stud 76mm Load Bearing 0.75 BMT	2700	10		9.18	100		8.96	
	3S 76.30H	Stud 76mm Load Bearing 0.75 BMT	3000	10		10.20	100		9.96	
	3S 76.36H	Stud 76mm Load Bearing 0.75 BMT	3600	10		12.24	100		11.95	
	3S 76.48H	Stud 76mm Load Bearing 0.75 BMT	4800	10		16.32	100		15.94	
	3S 76.60H	Stud 76mm Load Bearing 0.75 BMT	6000	10		20.40	100		19.92	
	3S 92.24H	Stud 92mm Load Bearing 0.75 BMT	2400	10	3.70	8.88	100	3.61	8.66	
	3S 92.27H	Stud 92mm Load Bearing 0.75 BMT	2700	10		9.99	100		9.75	
	3S 92.30H	Stud 92mm Load Bearing 0.75 BMT	3000	10		11.10	100		10.83	
	3S 92.36H	Stud 92mm Load Bearing 0.75 BMT	3600	10		13.32	100		13.00	
	3S 92.42H	Stud 92mm Load Bearing 0.75 BMT	4200	10		15.54	100		15.16	
	3S 92.48H	Stud 92mm Load Bearing 0.75 BMT	4800	10		17.76	100		17.33	
	3S 92.60H	Stud 92mm Load Bearing 0.75 BMT	6000	10		22.20	100		21.66	
	3S 150.36H	Stud 150mm Load Bearing 0.75 BMT	3600	10	6.31	22.72	100	6.15	22.14	
	3S 150.48H	Stud 150mm Load Bearing 0.75 BMT	4800	10		30.29	100		29.52	
	3S 150.60H	Stud 150mm Load Bearing 0.75 BMT	6000	10		37.86	100		35.90	
	3S 150.75H	Stud 150mm Load Bearing 0.75 BMT	7500	10		47.33	100		46.13	
	DEFLECTION TRACK 0.75MM BMT									
			<i>A heavier wall or floor ceiling track section, with a full 50mm flange for specific applications.</i>							
		3D 64.30H	Deflection Track 64 x 50mm 0.75 BMT	3000	10	3.31	9.93	100	3.23	9.69
		3D 76.30H	Deflection Track 76 x 50mm 0.75 BMT	3000	10	3.50	10.50	100	3.41	10.23
		3D 92.30H	Deflection Track 92 x 50mm 0.75 BMT	3000	10	3.82	11.46	100	3.72	11.16
		3D 150.30H	Deflection Track 150 x 50mm 0.75 BMT	3000	10	5.67	17.01	100	5.53	16.59
			Lead time may be required on 0.75mm Stud Systems							

PREMIUM DRYWALL CONSTRUCTION
WALL STUD SYSTEMS
NEW CATALOGUE UNDER CONSTRUCTION

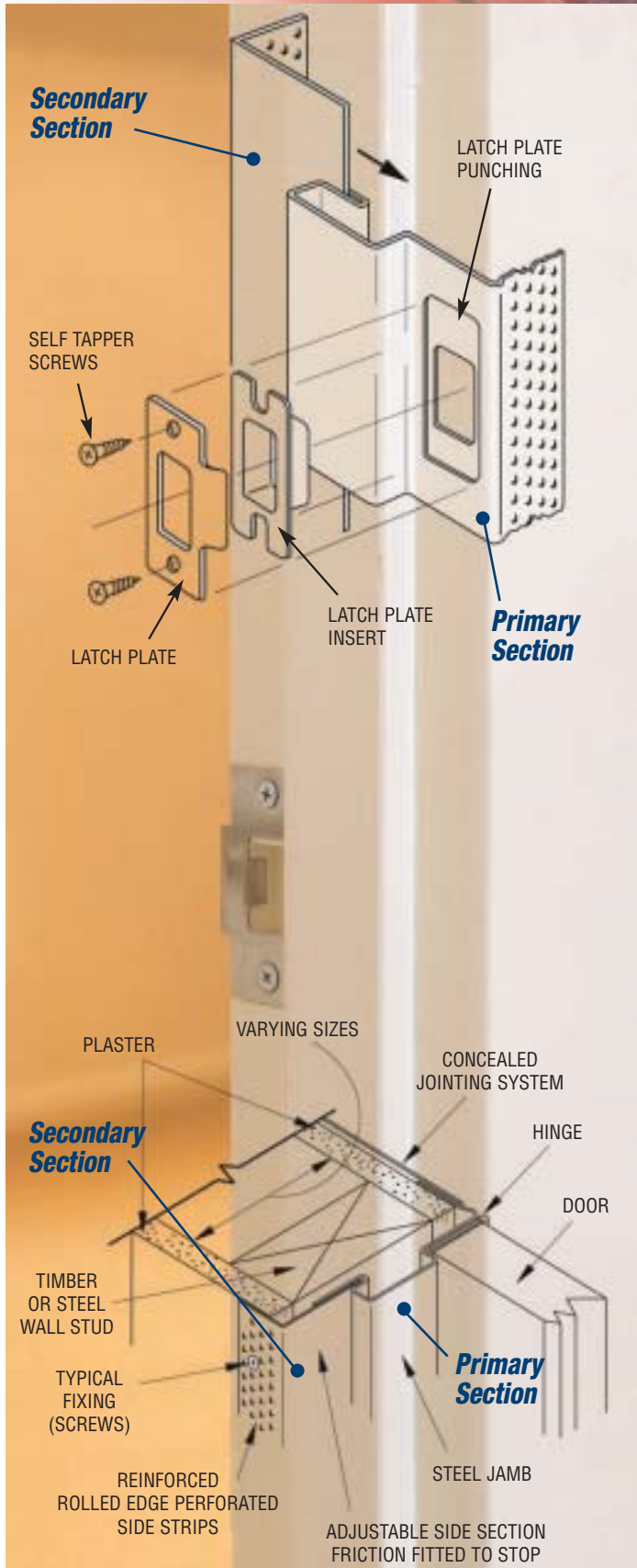
Steel Stud Systems

	PRODUCT CODE	DESCRIPTION	LENGTH (MM)	PACK SIZE	PRICE PER METRE	PRICE PER LENGTH	STOCK PACK	STOCK PACK PRICE PER METRE	STOCK PACK PRICE PER LENGTH	
	FLEXIBLE TRACKS									
		<i>An innovative floor or ceiling track with pivoting sections and sliding straps which flex to suit curves in barrel vaults, curved walls, columns, etc. Has screw holes in sliding strap for locking to desired shape.</i>								
	3FX 64.30	FLEX-C TRAC 64mm	3000	10	24.30	72.90	50	22.95	68.85	
	3FX 92.30	FLEX-C TRAC 92mm	3000	10	25.63	76.89	50	24.35	73.05	
	51mm, 70mm & 76mm Flexible Tracks available on request									
	NOGGINGS & NOGGING TRACK 0.75MM BMT									
		<i>Provides extra support to wall studs and prevents twisting when fastening building boards. 0.75 BMT noggings are suitable for 1.15 BMT studs.</i>								
	3N 64.045H	Nogging 64mm 0.75 BMT	450	10		2.00	100		1.95	
	3N 64.060H	Nogging 64mm 0.75 BMT	600	10		2.37	100		2.31	
	3N 76.045H	Nogging 76mm 0.75 BMT	450	10		2.17	100		2.12	
	3N 76.060H	Nogging 76mm 0.75 BMT	600	10		2.52	100		2.46	
	3N 92.045H	Nogging 92mm 0.75 BMT	450	10		2.37	100		2.31	
	3N 92.060H	Nogging 92mm 0.75 BMT	600	10		2.74	100		2.67	
	3N150.045H	Nogging 150mm 0.75 BMT	450	10		5.13	100		5.00	
	3N150.060H	Nogging 150mm 0.75 BMT	600	10		5.53	100		5.39	
	3NT64.45H	Nogging Track 64mm 0.75 BMT 450mm Centre	3600	10	3.94	14.18	100	3.84	13.32	
	3NT64.60H	Nogging Track 64mm 0.75 BMT 600mm Centre	3600	10	3.91	14.08	100	3.81	13.72	
	3NT76.45H	Nogging Track 76mm 0.75 BMT 450mm Centre	3600	10	4.17	15.01	100	4.07	14.65	
	3NT76.60H	Nogging Track 76mm 0.75 BMT 600mm Centre	3600	10	4.14	14.90	100	4.04	14.54	
	3NT92.45H	Nogging Track 92mm 0.75 BMT 450mm Centre	3600	10	4.37	15.73	100	4.26	15.34	
	3NT92.60H	Nogging Track 92mm 0.75 BMT 600mm Centre	3600	10	4.34	15.62	100	4.23	15.23	
	3NT150.45H	Nogging Track 150mm 0.75 BMT 450mm Centre	3600	10	6.23	22.43	100	6.07	21.85	
3NT150.60H	Nogging Track 150mm 0.75 BMT 600mm Centre	3600	10	6.19	22.28	100	6.04	21.74		
	For utility angles refer to Ceiling Systems Section.									

PRICING NOT CURRENT UNDER CONSTRUCTION

	PRODUCT CODE	DESCRIPTION	LENGTH (MM)	PACK SIZE	PRICE PER METRE	PRICE PER LENGTH	STOCK PACK STOCK PACK	STOCK PACK PRICE PER METRE	PRICE PER LENGTH	
WALL TRACK 1.15MM BMT										
<i>A heavy gauge steel section used to support studs.</i>										
	3T 64.30X	Wall Track 64mm 1.15 BMT	3000	10	3.43	10.29	50	3.34	10.02	
	3T 76.30X	Wall Track 76mm 1.15 BMT	3000	10	3.79	11.37	50	3.70	11.10	
	3T 92.30X	Wall Track 92mm 1.15 BMT	3000	10	4.20	12.60	50	4.10	12.30	
	3T 150.30X	Wall Track 150mm 1.15 BMT	3000	10	9.79	29.37	50	9.54	28.62	
WALL STUD 1.15MM BMT LIPPED										
<i>A heavy gauge lipped wall stud for fire rated, load bearing walls and partitions.</i>										
	3S 64.30XL	Stud 64mm 1.15 BMT Load Bearing Lipped	3000	10	4.04	12.12	50	3.94	11.82	
	3S 76.24XL	Stud 76mm 1.15 BMT Load Bearing Lipped	2400	10	4.35	10.44	50	4.24	10.18	
	3S 76.27XL	Stud 76mm 1.15 BMT Load Bearing Lipped	2700	10		11.75	50		11.45	
	3S 76.30XL	Stud 76mm 1.15 BMT Load Bearing Lipped	3000	10		13.05	50		12.72	
	3S 76.36XL	Stud 76mm 1.15 BMT Load Bearing Lipped	3600	10		15.66	50		15.26	
	3S 76.48XL	Stud 76mm 1.15 BMT Load Bearing Lipped	4800	10		20.88	50		20.35	
	3S 76.60XL	Stud 76mm 1.15 BMT Load Bearing Lipped	6000	10		26.10	50		25.44	
	3S 92.27XL	Stud 92mm 1.15 BMT Load Bearing Lipped	2700	10	4.80	12.96	50	4.68	12.64	
	3S 92.30XL	Stud 92mm 1.15 BMT Load Bearing Lipped	3000	10		14.40	50		14.04	
	3S 92.36XL	Stud 92mm 1.15 BMT Load Bearing Lipped	3600	10		17.28	50		16.85	
	3S 92.48XL	Stud 92mm 1.15 BMT Load Bearing Lipped	4800	10		23.04	50		22.46	
	3S 92.60XL	Stud 92mm 1.15 BMT Load Bearing Lipped	6000	10		28.80	50		28.08	
	3S 92.72XL	Stud 92mm 1.15 BMT Load Bearing Lipped	7200	10		34.56	50		33.70	
	3S 150.72XL	Stud 150mm 1.15 BMT Load Bearing Lipped	7200	10	9.69	69.77	50	9.45	68.04	
	TOP HAT SECTION									
	<i>A heavy gauge top hat section designed for fixing compressed sheets to building facades.</i>									
	3250.36	Top Hat Section 50 x 35mm 1.15 BMT	3600	10	5.13	18.47	50	4.87	17.53	
	3250.72	Top Hat Section 50 x 35mm 1.15 BMT	7200	10		36.94	50		35.06	
	3256.36	Top Hat Section 75 x 35mm 1.15 BMT	3600	10	6.18	22.25	50	5.87	21.13	
	3256.72	Top Hat Section 75 x 35mm 1.15 BMT	7200	10		44.50	50		42.26	
Lead time may be required on 1.5mm Stud Systems										

PRICING VALID UNDER CONSTRUCTION



Ezy-Jamb

The unique “Ezy-Jamb” door system is the most economical and architecturally attractive door jamb set available.

Manufactured from .8mm cold rolled paintable zincanneal steel it has a modern appearance, clean detailed lines and can be installed within minutes.

The jamb is split in two sections which neatly fit together and provide adjustability to various wall thickness. Edges have a nib and sides are perforated to allow for flush jointing.


IMPORTANT ORDERING INFORMATION

At the time of order please specify:

- The lock height from the top of the door
- Confirm the accessories required
- If the door is hinged on the right or left hand side when the door opens towards you

35 MM DOORS		
FINISHED WALL THICKNESS (MM)	SECTIONS REQUIRED	
	PRIMARY	SECONDARY
81.1 - 85.4	A +	D
81.1 - 90.4	A +	E
90.8 - 100.4	A +	F
105.8 - 115.4	A +	G
120.8 - 130.4	A +	J
145.8 - 155.4	A +	H
155.8 - 165.4	A +	I

40 MM DOORS		
FINISHED WALL THICKNESS (MM)	SECTIONS REQUIRED	
	PRIMARY	SECONDARY
81.8 - 91.4	C +	D
86.8 - 96.4	C +	E
96.8 - 106.4	C +	F
111.8 - 121.4	C +	G
126.8 - 136.4	C +	J
151.8 - 161.4	C +	H
161.8 - 171.4	C +	I

	PRODUCT CODE	DOOR JAMB SIZE MM	DOOR THICKNESS MM	FINISHED WALL THICKNESS MM	SECTION COMBINATION	PRICE EACH
METAL DOOR JAMB SYSTEMS						
	EJ2072A *	2040 x 720	35	81.1 – 130.4	A & (D, E, F, G or J)*	89.90
	EJ2072A *	2040 x 720	35	145.8 – 165.4	A & (H or I)*	94.60
	EJ2072C *	2040 x 720	40	81.8 – 136.4	C & (D, E, F, G or J)*	89.90
	EJ2072C *	2040 x 720	40	151.8 – 171.4	C & (H or I)*	94.60
	EJ2372A *	2340 x 720	35	81.1 – 130.4	A & (D, E, F, G or J)*	101.30
	EJ2372A *	2340 x 720	35	145.8 – 165.4	A & (H or I)*	106.40
	EJ2372C *	2340 x 720	40	81.8 – 136.4	C & (D, E, F, G or J)*	101.30
	EJ2372C *	2340 x 720	40	151.8 – 171.4	C & (H or I)*	106.40
	EJ2077A *	2040 x 770	35	81.1 – 130.4	A & (D, E, F, G or J)*	90.95
	EJ2077A *	2040 x 770	35	145.8 – 165.4	A & (H or I)*	95.60
	EJ2077C *	2040 x 770	40	81.8 – 136.4	C & (D, E, F, G or J)*	90.95
	EJ2077C *	2040 x 770	40	151.8 – 171.4	C & (H or I)*	95.60
	EJ2377A *	2340 x 770	35	81.1 – 130.4	A & (D, E, F, G or J)*	102.20
	EJ2377A *	2340 x 770	35	145.8 – 165.4	A & (H or I)*	107.40
	EJ2377C *	2340 x 770	40	81.8 – 136.4	C & (D, E, F, G or J)*	102.20
	EJ2377C *	2340 x 770	40	151.8 – 171.4	C & (H or I)*	107.40
	EJ2082A *	2040 x 820	35	81.1 – 130.4	A & (D, E, F, G or J)*	91.90
	EJ2082A *	2040 x 820	35	145.8 – 165.4	A & (H or I)*	96.60
	EJ2082C *	2040 x 820	40	81.8 – 136.4	C & (D, E, F, G or J)*	91.90
	EJ2082C *	2040 x 820	40	151.8 – 171.4	C & (H or I)*	96.60
	EJ2382A *	2340 x 820	35	81.1 – 130.4	A & (D, E, F, G or J)*	103.20
	EJ2382A *	2340 x 820	35	145.8 – 165.4	A & (H or I)*	108.40
	EJ2382C *	2340 x 820	40	81.8 – 136.4	C & (D, E, F, G or J)*	103.20
	EJ2382C *	2340 x 820	40	151.8 – 171.4	C & (H or I)*	108.40
	EJ2092A *	2040 x 920	35	81.1 – 130.4	A & (D, E, F, G or J)*	93.80
	EJ2092A *	2040 x 920	35	145.8 – 165.4	A & (H or I)*	98.60
	EJ2092C *	2040 x 920	40	81.8 – 136.4	C & (D, E, F, G or J)*	93.80
	EJ2092C *	2040 x 920	40	151.8 – 171.4	C & (H or I)*	98.60
EJ2392A *	2340 x 920	35	81.1 – 130.4	A & (D, E, F, G or J)*	105.10	
EJ2392A *	2340 x 920	35	145.8 – 165.4	A & (H or I)*	110.40	
EJ2392C *	2340 x 920	40	81.8 – 136.4	C & (D, E, F, G or J)*	105.10	
EJ2392C *	2340 x 920	40	151.8 – 171.4	C & (H or I)*	110.40	

When ordering, Asterisk (*) is to be substituted with Code (A, C, D, E, F, G, H, I, J) of the required Secondary Section – Refer chart previous page

PRODUCT CODE	DESCRIPTION	QTY	PRICE EACH
EZY-JAMB ACCESSORIES			
3LP00	Latch Plate - Zinc Plated	1	2.85
3LPP0	Latch Plate Punching	1	5.45
3LP10	Latch Plate PVC Insert	1	1.10
3EJH0	Hinge zinc Plated "Herline" Loose Pin Type	1	5.25
3EJHS	Hinge Screw	1	0.68

PRICING UNDER CONSTRUCTION